

# Exploring Size: Measure Yourself

*How tall are you  
in nanometers?*



**Do nano!  
science!**

Another activity from  
the British Society for  
Nanomedicine and NISEnet.



**Do nano!  
science!**

**a range of  
education packages  
from our American  
partner NISE Net**

**The British Society for Nanomedicine has teamed up with an American partner to bring teachers, and children, a valuable, interesting and enjoyable range of classroom based activities.**

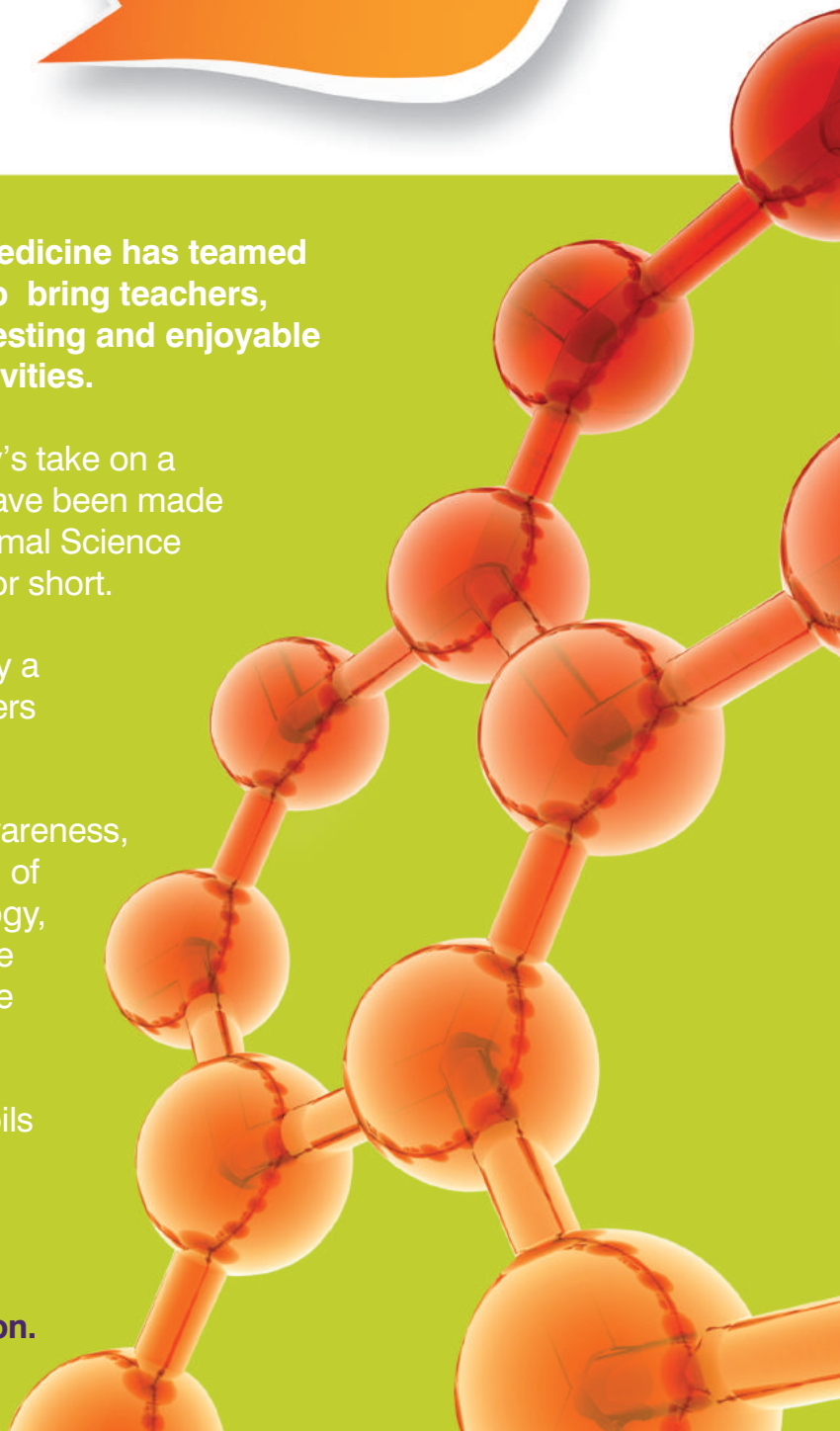
“Do nano science” is the society’s take on a range of digital packages that have been made available by the Nanoscale Informal Science Education network – NISE Net for short.

The organisation is supported by a national community of researchers and informal science educators.

Dedicated to fostering public awareness, engagement and understanding of nanoscale science and technology, NISE Net has agreed to allow the society to offer the exciting range of activities for children.

We hope that you, and your pupils enjoy this particular activity, and come back to experience more of the growing range.

**We’d love to hear how you got on.**



## Exploring Size—Measure Yourself

### Try this!

1. Measure your height on the wall chart.
2. How tall are you in nanometers?
3. Are you super tall? Or is a nanometer super small?

### Then try this!

1. Trace your hand on a worksheet.
2. How many nanometers long is it?
3. Is your hand really big? Or is a nanometer really tiny?

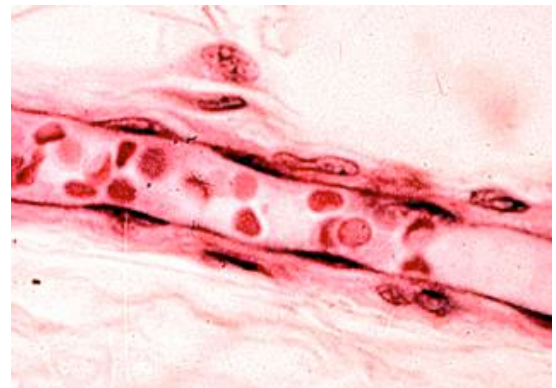


### What's going on?

One meter is a billion nanometers. (A meter is a little longer than a yard.) So a kid who is a little over three feet tall measures one billion nanometers! Saying that you're a billion nanometers tall sounds pretty impressive, but it doesn't mean that you're super tall—it means that a nanometer is super small.

Here are some other ways to think about how small a nanometer is:

- The ridges in your fingerprints are around 250,000 nanometers wide.
- A strand of your hair is around 75,000 nanometers wide.
- One red blood cell is around 7,000 nanometers wide.
- Your DNA is two nanometers wide.
- Your fingernails grow one nanometer every second.



Red blood cells in a human blood vessel

### How is this nano?

**A nanometer is a billionth of a meter.** That's really tiny! Nanometers are used to measure things that are too small to see. It takes a lot of nanometers to measure something relatively big, like you or your hand.

Nanoscale science focuses on things that are measured in nanometers, including atoms and molecules, the basic building blocks of our world. Scientists use special tools and equipment to work with nanometer-sized things. Regular tools like rulers are too big!

In the field of nanotechnology, scientists and engineers make new materials and tiny devices. Nanotechnology allows them to make things like smaller, faster computer chips and new medicines to treat diseases like cancer.



## Learning objective

A nanometer is a billionth of a meter.

## Materials

- “How Tall Are You?” height chart
- “How Big Is Your Hand?” worksheets
- Pencils

## Notes to the presenter

Before beginning this activity, attach the height chart to a wall. Make sure you choose a location where visitors can easily stand in front of it to measure themselves. The bottom of the chart should touch the floor.

To measure their hands, visitors should place the heel of their palm at the “0 nanometers” line of the worksheet. (See the picture in the instructions.)

If you print the height chart or worksheet from the digital file, be sure you don’t allow page scaling.

## Related educational resources

The NISE Network online catalog ([www.nisenet.org/catalog](http://www.nisenet.org/catalog)) contains additional resources to introduce visitors to the nanoscale and nanometers:

- Public programs include *Cutting it Down to Nano* and *Shrinking Robots!*
- NanoDays activities include *Exploring Size—Memory Game*, *Exploring Size—Powers of Ten Game*, *Exploring Size—Scented Balloons*, *Exploring Size—Scented Solutions*, *Exploring Size—StretchAbility Game*, and *Exploring Size—Tiny Ruler*.
- Media include the poster and book *How Small is Nano?*, *Image Scaler Software*, *Intro to Nano*, *Multimedia Zoom into a Human Hand*, *Multimedia Zoom into a Nasturtium Leaf*, *Scale Ladder*, *Zoom into a Butterfly Wing*, *Zoom into a Computer Chip*, and *Zoom into the Human Bloodstream*.
- Exhibits include *At the Nanoscale* and *Three Drops*.

## Credits and rights


This activity was adapted from “How Many Nanometers Tall Are You?” from *It’s a Nano World*, a traveling exhibition funded by the National Science Foundation and developed by the Sciencenter in Ithaca, NY, the Nanobiotechnology Center at Cornell University, and Painted Universe Inc.

Photo of human blood vessel courtesy Roger Wagner, University of Delaware.



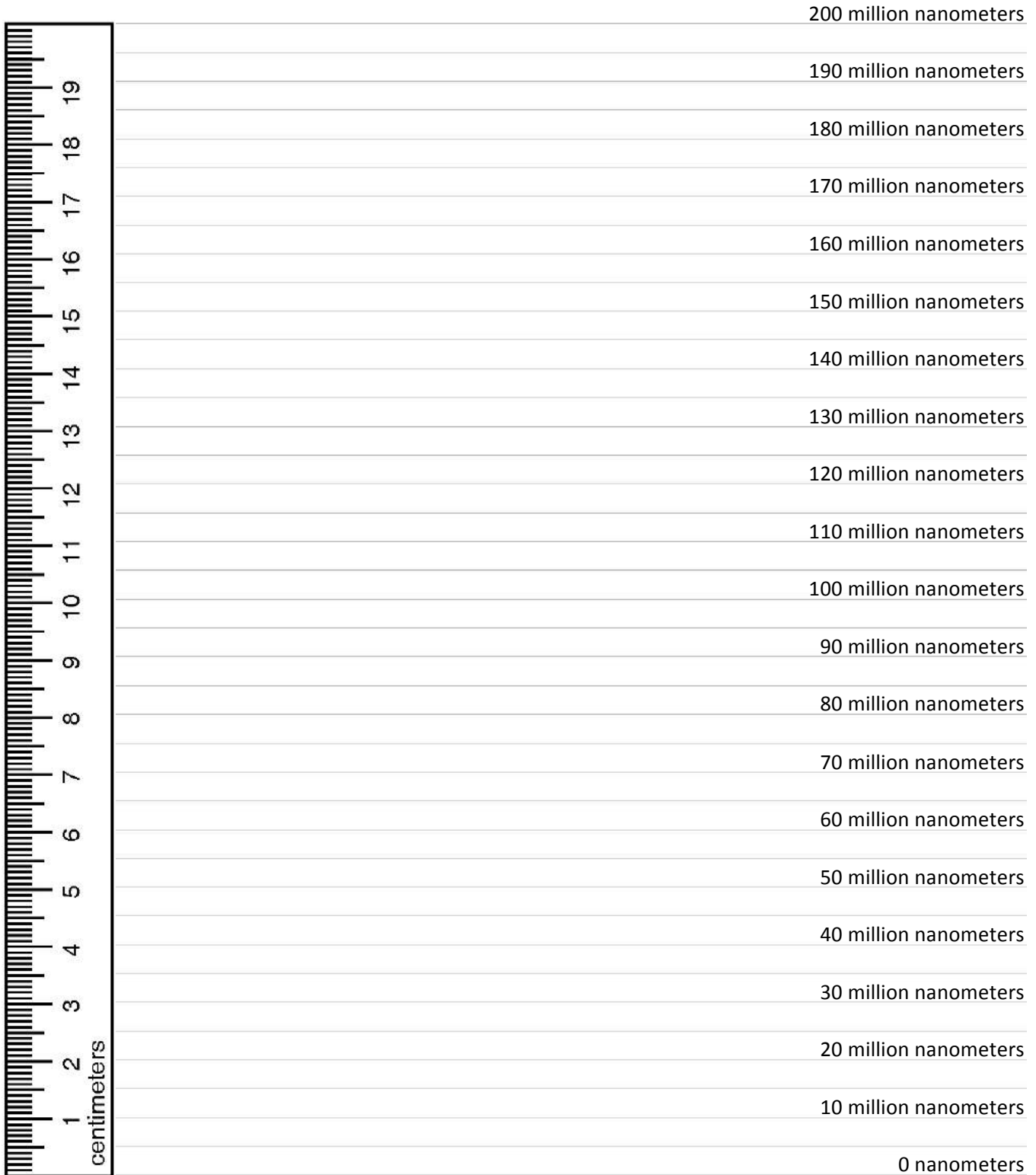
This project was supported by the National Science Foundation under Award No. ESI-0532536. Any opinions, findings, and conclusions or recommendations expressed in this program are those of the author and do not necessarily reflect the views of the Foundation.

Copyright 2010, Sciencenter, Ithaca, NY. Published under a Creative Commons Attribution-Noncommercial-ShareAlike license: <http://creativecommons.org/licenses/by-nc-sa/3.0/us/>



# How Big Is Your Hand?

Try measuring in nanometers! A nanometer is a billionth of a meter.



My name is \_\_\_\_\_

My hand is \_\_\_\_\_ nanometers long!